



District Report Card: 2017


| | |
|-------------------------|--------------------------|
| State: Jharkhand | District: Deoghar |
| Class: 5 | Subject: Language |
| Schools: 61 | Students: 1018 |


Participation/Coverage


Students

| GENDER  | Boys | | Girls | |
|--|--------|-------|--------|-------|
| | Number | % | Number | % |
| | 497 | 48.82 | 521 | 51.18 |

| AREA  | Rural | | Urban | |
|---|--------|-------|--------|-------|
| | Number | % | Number | % |
| | 904 | 88.80 | 114 | 11.20 |

| CATEGORY  | SC | | ST | | OBC | | GEN | |
|--|--------|-------|--------|-------|--------|-------|--------|------|
| | Number | % | Number | % | Number | % | Number | % |
| | 124 | 12.18 | 127 | 12.48 | 728 | 71.51 | 39 | 3.83 |

| CWSN  | LD | VI | HI | S&LD | ID | Oth |
|--|----|----|----|------|----|-----|
| | 3 | 2 | 1 | 5 | 3 | 42 |

| Management  | Government | | Government-aided | |
|--|------------|--------|------------------|------|
| | Number | % | Number | % |
| | 1018 | 100.00 | 0 | 0.00 |

Average Performance of Students in Language (%)

| Overall | Gender | | Area | | Management | | Social Group | | | |
|---------|--------|--------|-------|-------|------------|-------|--------------|-------|-------|-------|
| | Male | Female | Rural | Urban | Govt. | Aided | SC | ST | OBC | GEN |
| 64.34 | 63.09 | 65.53 | 65.09 | 58.36 | 64.34 | 0.00 | 64.30 | 67.35 | 63.70 | 66.50 |

Performance on Learning Outcomes (LOs)

| Learning Outcomes | Description | Average Performance(%) |
|-------------------|--|------------------------|
| L504 | Reads and comprehends independently storybooks, news items/ headlines, advertisements etc. | 57.50 |
| L508 | Reads text with comprehension, locates details and sequence of events | 67.75 |

| Range of Performance of Students who Answered Correctly | | | | | | | |
|---|------|-----------|-------|-----------|-------|-----------|-------|
| Below 30% | | 30% - 50% | | 50% - 75% | | Above 75% | |
| Number | % | Number | % | Number | % | Number | % |
| 82 | 8.06 | 183 | 17.98 | 414 | 40.67 | 339 | 33.30 |

Lowest Performing Learning Outcomes (LOs)

- 1 - Reads and comprehends independently storybooks, news items/ headlines, advertisements etc. (57.50)
- 2 - Reads text with comprehension, locates details and sequence of events (67.75)